

This Page Is Inserted by IFW Operations  
and is not a part of the Official Record

## **BEST AVAILABLE IMAGES**

Defective images within this document are accurate representations of the original documents submitted by the applicant.

Defects in the images may include (but are not limited to):

- BLACK BORDERS
- TEXT CUT OFF AT TOP, BOTTOM OR SIDES
- FADED TEXT
- ILLEGIBLE TEXT
- SKEWED/SLANTED IMAGES
- COLORED PHOTOS
- BLACK OR VERY BLACK AND WHITE DARK PHOTOS
- GRAY SCALE DOCUMENTS

**IMAGES ARE BEST AVAILABLE COPY.**

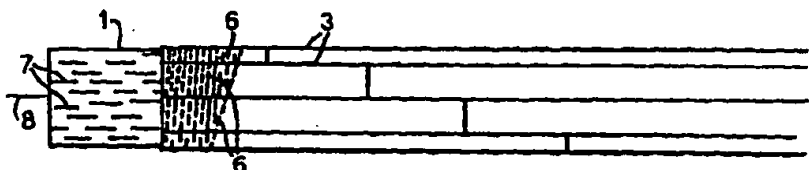
**As rescanning documents *will not* correct images,  
please do not report the images to the  
Image Problem Mailbox.**



INTERNATIONAL APPLICATION PUBLISHED UNDER THE PATENT COOPERATION TREATY (PCT)

(51) International Patent Classification <sup>6</sup> : E21B 43/10, 43/08		A1	(11) International Publication Number: WO 98/49423
			(43) International Publication Date: 5 November 1998 (05.11.98)
(21) International Application Number: PCT/EP98/02577	(22) International Filing Date: 27 April 1998 (27.04.98)	(30) Priority Data: 97201267.8 28 April 1997 (28.04.97) EP (34) Countries for which the regional or international application was filed: GB et al.	(81) Designated States: AL, AM, AT, AU, AZ, BA, BB, BG, BR, BY, CA, CH, CN, CU, CZ, DE, DK, EE, ES, FI, GB, GE, GH, GM, GW, HU, ID, IL, IS, JP, KE, KG, KP, KR, KZ, LC, LK, LR, LS, LT, LU, LV, MD, MG, MK, MN, MW, MX, NO, NZ, PL, PT, RO, RU, SD, SE, SG, SI, SK, SL, TJ, TM, TR, TT, UA, UG, UZ, VN, YU, ZW. ARIPO patent (GH, GM, KE, LS, MW, SD, SZ, UG, ZW), Eurasian patent (AM, AZ, BY, KG, KZ, MD, RU, TJ, TM), European patent (AT, BE, CH, CY, DE, DK, ES, FI, FR, GB, GR, IE, IT, LU, MC, NL, PT, SE), OAPI patent (BF, BJ, CF, CG, CI, CM, GA, GN, ML, MR, NE, SN, TD, TG).
(71) Applicant (for all designated States except CA): SHELL INTERNATIONALE RESEARCH MAATSCHAPPI B.V. [NL/NL]; Carel van Bylandtlaan 30, NL-2596 HR The Hague (NL).		Published With international search report. Before the expiration of the time limit for amending the claims and to be republished in the event of the receipt of amendments.	
(71) Applicant (for CA only): SHELL CANADA LIMITED [CA/CA]; 400 - 4th Avenue S.W., Calgary, Alberta T2P 2H5 (CA).			
(72) Inventor: DONNELLY, Martin; Badhuilweg 3, NL-1031 CM Amsterdam (NL).			

(54) Title: EXPANDABLE WELL SCREEN



(57) Abstract

An expandable well screen for preventing migration of sand or other solid particles into a hydrocarbon fluid production well comprises a number of filter sheets (3) with circumferential slots (6), which sheets (3) are secured in an iris-shaped configuration and co-axial to an expandable slotted carrier tube (1) such that as result of expansion of the tube (1) the amount of overlap between adjacent filter sheets (3) is reduced. The circumferential slot pattern of the slots (6) enables the filter sheets (3) to slide easily relative to each other and to avoid buckling and/or tearing of the filter sheets during the expansion process.

**FOR THE PURPOSES OF INFORMATION ONLY**

Codes used to identify States party to the PCT on the front pages of pamphlets publishing international applications under the PCT.

AL	Albania	ES	Spain	LS	Lesotho	SI	Slovenia
AM	Armenia	FI	Finland	LT	Lithuania	SK	Slovakia
AT	Austria	FR	France	LU	Luxembourg	SN	Senegal
AU	Australia	GA	Gabon	LV	Latvia	SZ	Swaziland
AZ	Azerbaijan	GB	United Kingdom	MC	Monaco	TD	Chad
BA	Bosnia and Herzegovina	GE	Georgia	MD	Republic of Moldova	TG	Togo
BB	Barbados	GH	Ghana	MG	Madagascar	TJ	Tajikistan
BE	Belgium	GN	Guinea	MK	The former Yugoslav Republic of Macedonia	TM	Turkmenistan
BF	Burkina Faso	GR	Greece	ML	Mali	TR	Turkey
BG	Bulgaria	HU	Hungary	MN	Mongolia	TT	Trinidad and Tobago
BJ	Benin	IE	Ireland	MR	Mauritania	UA	Ukraine
BR	Brazil	IL	Israel	MW	Malawi	UG	Uganda
BY	Belarus	IS	Iceland	MX	Mexico	US	United States of America
CA	Canada	IT	Italy	NE	Niger	UZ	Uzbekistan
CF	Central African Republic	JP	Japan	NL	Netherlands	VN	Viet Nam
CG	Congo	KE	Kenya	NO	Norway	YU	Yugoslavia
CH	Switzerland	KG	Kyrgyzstan	NZ	New Zealand	ZW	Zimbabwe
CI	Côte d'Ivoire	KP	Democratic People's Republic of Korea	PL	Poland		
CM	Cameroun	KR	Republic of Korea	PT	Portugal		
CN	China	KZ	Kazakhstan	RO	Romania		
CU	Cuba	LC	Saint Lucia	RU	Russian Federation		
CZ	Czech Republic	LI	Liechtenstein	SU	Sudan		
DE	Germany	LK	Sri Lanka	SE	Sweden		
DK	Denmark	LR	Liberia	SG	Singapore		
EE	Estonia						

## EXPANDABLE WELL SCREEN

The invention relates to an expandable well screen for preventing migration of solid particles into a hydrocarbon fluid production well.

5 More particularly, the invention relates to an expandable well screen which comprises a number of filter sheets which are secured in an iris-shaped configuration and co-axial to an expandable slotted carrier tube such that as a result of expansion of the tube the amount of overlap between adjacent filter sheets is reduced.

10 Such an expandable well screen is disclosed in applicant's co-pending international patent application PCT/EP96/04887.

15 Figure 3 of this prior art reference discloses that the filter sheets consist of plates in which a series of circular perforations are present. The size of these perforations is chosen such that solid particles larger than the size of the hole are prevented from flowing into the well.

20 A suitable expandable slotted carrier tube for use with the screen is disclosed in international patent application PCT/EP93/01460.

25 It has been found that filter sheets which are secured to an expandable slotted carrier tube are deformed considerably during the process of expanding the carrier tube by moving an expansion mandrel therethrough. The carrier tube normally shortens during the expansion process as a result of opening of the axial slots towards a diamond shape.

This may cause the filter sheets to buckle to accommodate the carrier tube shortening and friction

between the overlapping filter sheets and the carrier tube or tubes may cause the filter sheets to tear.

5 An object of the present invention is to provide a well screen comprising an iris-shaped configuration of filter sheets which do not buckle and which slide easily relative to each other and relative to the carrier tube during the process of expanding the carrier tube.

10 The well screen according to the invention thereto comprises filter sheets having slots which are oriented in a substantially circumferential orientation with respect to the carrier tube.

15 When used in this specification the reference to a circumferential arrangement of slots means that the slots each are directed in a substantially tangential orientation with respect to the carrier tube and such the slots are oriented substantially transversal to the central axis and any axial slots of the carrier tube.

20 Preferably the filter sheets consist of elongate strips with staggered rows of slots in a transversal direction with respect to a longitudinal axis of each strip.

25 The pattern of slots is preferably such that alternate rows are displaced up to half a slot pitch in the transverse direction, the length of the slots is greater than half the transverse slot pitch, and the pattern of slots is continued through the longitudinal edges of the strips.

30 It is also preferred that each strip is secured at regularly spaced points along its length to the expandable slotted carrier tube and that each strip is secured to the expandable slotted carrier tube at said points by either spot welding, brazing, soldering, gluing, riveting or screwing the strip to the tube at each of said points.

These and further aspects, features and advantages of the well screen according to the present invention will become apparent from the accompanying claims, abstract and the following detailed description with reference to the drawings.

In the drawings:

Fig. 1 is a cross-sectional view of a well-screen comprising an iris-shaped configuration of filter sheets according to the invention;

Fig. 2 is a longitudinal sectional view of the well screen of Fig. 1;

Fig. 3 is a side view of the well screen of Fig. 1 and 2 in which the protective surrounding tube has been omitted; and

Fig. 4 and Fig. 4A, B, C and D show the original shape and deformation of the circumferential slots near a longitudinal edge of the filter sheets before, during and after the expansion process.

Referring now to Fig. 1 there is shown an expandable slotted carrier tube 1 which is surrounded by a well screen 2 which comprises a series of filter sheets 3 which are arranged in an iris-shaped configuration around the carrier tube 1. As shown in Fig. 2 and 3 the filter sheets 3 consist of elongate rectangular strips which are each, as shown in Fig. 1 secured to the carrier tube 1 at attachment points 4 located on or close to the longitudinal centreline of the filter sheet 3 by for example spot welding, brazing, soldering, gluing, riveting or screwing at regularly spaced points along the length of the carrier tube 1. The attachment points are located on the nodes between the ends of the slots of the carrier tube 1.

The filter sheets 3 overlap each other in both axial and circumferential direction such that during and after the expansion process which is illustrated in Fig. 4 at

least some overlap remains between adjacent filter sheets 3.

5 In Fig. 3 the protective surrounding tube 5 which is shown in Figs. 1 and 2 has been omitted to show that the filter sheets 3 each comprise a series of staggered rows of circumferential slots 6 which are oriented in a substantially tangential direction with respect to the carrier tube 1 and substantially transversal to the axial slots 7 of the carrier tube 1 and to the central axis 8 of the carrier tube 1.

10 As shown in Fig. 4 the carrier tube 1 is expanded by an expansion cone 9 during the expansion process such that the axial slots 7 deform into a diamond shape.

15 The expansion causes the carrier tube 1 to shorten and as illustrated in Figs. 4A-D the circumferential slots 6 at and near the longitudinal edges of the filter sheets 3 will initially open up to the diamond shape shown in Fig. 4B, then close to the X-shape shown in Fig. 4C and then partly re-open again to the key-hole shape shown in Fig. 4D.

20 The illustrated sequential opening and closing of the circumferential slots 6 provides axial flexibility to the filter sheets 3 which prevents buckling or tearing of the fragile sheets 3 during expansion of the carrier tube 1.

25 The circumferential slots 6 also allow the overlapping sheets 3 to slide easily relative to each other during the expansion process.

30 It is observed that instead of arranging the filter sheets 3 in a longitudinal direction around the carrier tube 1 as illustrated in Fig. 3, the filter sheets 3 may also be arranged in a shallow helix around the carrier tube 1. In such case the helix angle should be selected small enough so that the deviation of the slots 6 from the tangential direction of the carrier tube 1 is less than 20 degrees.

35

C L A I M S

1. An expandable well screen for preventing migration of solid particles into a hydrocarbon fluid production well, which screen comprises a number of filter sheets which are secured in an iris-shaped configuration and co-axial to an expandable slotted carrier tube such that as a result of expansion of the tube the amount of overlap between adjacent filter sheets is reduced, wherein the filter sheets comprise slots which are oriented in a substantially circumferential orientation with respect to the carrier tube.
2. The well screen of claim 1, wherein the filter sheets consist of elongate strips with staggered rows of slots in a transversal direction with respect to a longitudinal axis of each strip.
3. The well screen of claim 2, wherein the pattern of slots is such that alternate rows are displaced up to half a slot pitch in the transverse direction, the length of the slots is greater than half the transverse slot pitch, and the pattern of slots is continued through the longitudinal edges of the strips.
4. The well screen of claim 3, wherein each strip is secured at regularly spaced attachment points along its length to the expandable slotted carrier tube.
5. The well screen of claim 4, wherein each strip is secured to the expandable slotted carrier tube at said attachment points by either spot welding, brazing, soldering, gluing, riveting or screwing the strip to the tube at each of said points.
6. The well screen of claim 5, wherein the regularly spaced attachment points are located on the nodes between



the ends of the slots of the expandable slotted carrier tube.

- 5 7. The well screen of claim 6, wherein the longitudinal axis of each strip is substantially parallel to a central axis of the carrier tube both before and after expansion of the carrier tube.
-

Fig.1.

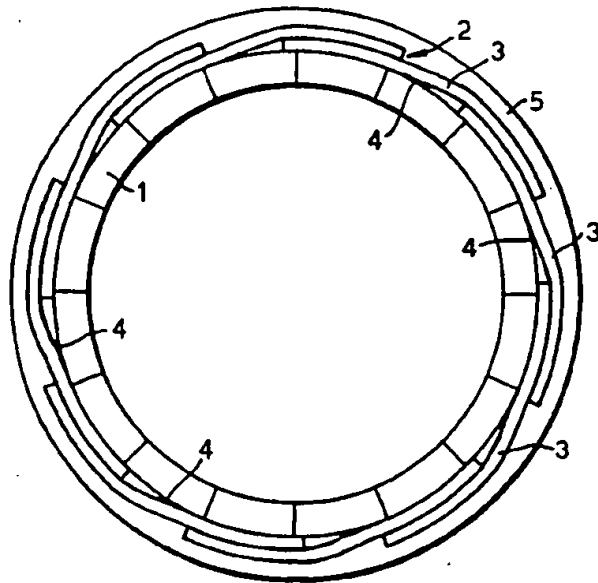


Fig.2.


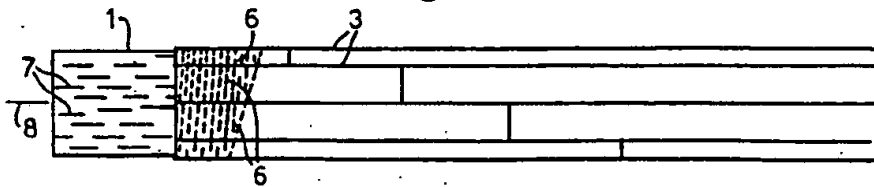


Fig.3.



SUBSTITUTE SHEET (RULE 26)

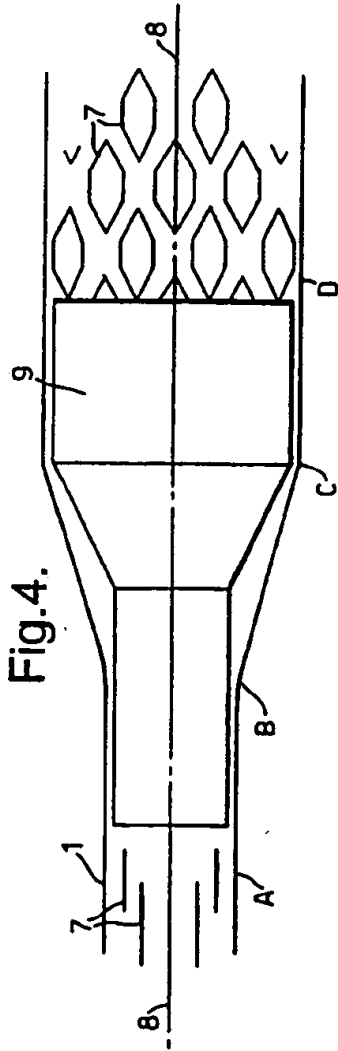


Fig. 4.

Fig. 4A.

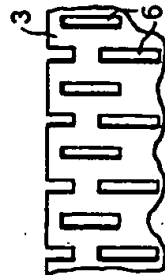



Fig. 4B.



Fig. 4C.



Fig. 4D.



# INTERNATIONAL SEARCH REPORT

Inter. Appl. Application No  
PCT/EP 98/02577

**A. CLASSIFICATION OF SUBJECT MATTER**  
IPC 6 E21843/10 E21843/08

According to International Patent Classification (IPC) or to both national classification and IPC

**B. FIELDS SEARCHED**

Minimum documentation searched (classification system followed by classification symbols)  
IPC 6 E21B

Documentation searched other than minimum documentation to the extent that such documents are included in the fields searched

Electronic data base consulted during the international search (name of data base and, where practical, search terms used)

**C. DOCUMENTS CONSIDERED TO BE RELEVANT**

Category	Citation of document, with indication, where appropriate, of the relevant passages	Relevant to claim No.
A, P	WO 97 17524 A (SHELL CANADA LTD ;SHELL INT RESEARCH (NL)) 15 May 1997 cited in the application see the whole document	1
A	US 3 353 599 A (V.N. SWIFT) 21 November 1967 see column 4, line 70 - column 5, line 10 see figure 5	1
A	US 2 812 025 A (J.U. TEAGUE ET AL) 5 November 1957 see the whole document	1

Further documents are listed in the continuation of box C.

Patent family members are listed in annex.

**Special categories of cited documents:**

- \*A\* document defining the general state of the art which is not considered to be of particular relevance
- \*E\* earlier document but published on or after the international filing date
- \*L\* document which may throw doubts on priority claim(s) or which is cited to establish the publication date of another citation or other special reason (as specified)
- \*O\* document relating to an oral disclosure, use, exhibition or other means
- \*P\* document published prior to the international filing date but later than the priority date claimed

- \*T\* later document published after the international filing date or priority date and not in conflict with the application but cited to understand the principle or theory underlying the invention
- \*X\* document of particular relevance: the claimed invention cannot be considered novel or cannot be considered to involve an inventive step when the document is taken alone
- \*Y\* document of particular relevance: the claimed invention cannot be considered to involve an inventive step when the document is combined with one or more other such documents, such combination being obvious to a person skilled in the art.
- \*B\* document member of the same patent family

Date of the actual completion of the international search

Date of mailing of the international search report

20 August 1998

28/08/1998

Name and mailing address of the ISA

European Patent Office, P.B. 5016 Patentlaan 2  
NL - 2200 HV Rijswijk  
Tel. (+31-70) 340-2040, Tx. 31 651 epo/nl,  
Fax: (+31-70) 340-3018

Authorized officer

Schouten, A

# INTERNATIONAL SEARCH REPORT

Information on patent family members

International Application No.

PCT/EP 98/02577

Patent document cited in search report	Publication date	Patent family member(s)	Publication date
WO 9717524 A	15-05-1997	AU 7568096 A	29-05-1997
US 3353599 A	21-11-1967	NONE	
US 2812025 A	05-11-1957	NONE	